








# Stowe

## Accessibility map



-  ○ Convenient starting point
-  ○ Free Handicap Parking
-  ○ Ramps/walkways heated/cleared
-  ○ Difficult area/plan ahead
-  ○ Bathrooms/wheel chair accessible

 Red symbols indicate areas where planning/calling ahead may be necessary. Call or email the Resort for more information: [802-253-3000](tel:802-253-3000) or [info@vailresorts.com](mailto:info@vailresorts.com). For the Gondola Barn you will need to call ahead if you are using a sit ski. They will build snow bridges/paths for you. Must load wheelchair onto Gondola at the Barn so you can move in and around Cliff House at summit.

 Green symbols indicate easy start and stop points that are near handicap spots, lifts, bathrooms, and somewhere that's warm near by to make sure you are all ready to go!

**Toll House:** Quiet and spacious, not as popular/populated as the main lodges while still having well equipped bathrooms and amenities. No food or drink. Conference Center open to public.

**Mansfield:** Well equipped, a bit busy in peak conditions, new ramps, food and drinks, as well as bathrooms and changing areas that are all accessible.

**Adventure Center:** The Adventure Center is brand new and it has absolutely everything you may need while also offering adaptive ski and ride lessons!